


Assmann Double Wall Base Container Quickly Empties Your Reusable IBC Container



The intermediate bulk container is placed on top of the BC450 to be quickly emptied and back on the road, offering savings on container rentals and storage space.

***New!* Base Container BC450 double wall rectangular, low profile, chemical storage tank for various material handling applications.**

The BC450 is constructed from rugged, durable crosslink polyethylene or FDA approved and NSF Certified linear polyethylene. The primary tank holds 450 US gallons and allows intermediate bulk containers (IBC) to be quickly emptied and back on the road, offering savings on container rentals and storage space.

This double walled base container is designed to hold chemical tote bins for up to 3½ hours and offers a partially sloped bottom for near complete draining from top suction.

Features include molded-in forklift access for easy placement, 2½" thick mild steel epoxy coated grating for long lasting durability and complete fill assembly including ball valve and chemical transfer hose. Other features include a maximum load capacity of 4,500 lbs., 11" threaded access cap with gasket that is recessed into the primary tank dome for protection.

The BC450 is built to fit individual needs and is available with customizable fitting package and optional restraint system. Also offered is an electronic control package with primary tank high- and low-level alarms and interstitial leak detection for the secondary containment.

450-GALLON CAPACITY DOUBLE WALL CONSTRUCTION FOR ONSITE SAFETY




Durable & economical Assmann BC450 Double Wall

- Rectangular in size, low profile le.
- Molded in forklift access for easy placement.
- Double walled base container designed to hold chemical tote bins for up to 3½ hours.
- Mild steel epoxy coated 2½" thick grating with 1¼" rungs on center for long lasting durability.
- Partially sloped bottom for near complete draining from top suction.
- Recessed lower fitting flat for sidewall discharge if required.
- 11" threaded access cap with gasket, recessed into the primary tank dome for protection.
- Equipped with ball valve and chemical transfer hose.
- Saves money on tote rental and storage space.
- Maximum load capacity of 4500 lbs.




Optional restraint system offered.



Features include lower fitting flat for flooded suction and forklift access for easy



Complete fill assembly including ball valve and chemical transfer hose are standard.



Top fitting recess.